

## 40mm Project Pixel Light      Technical parameters:

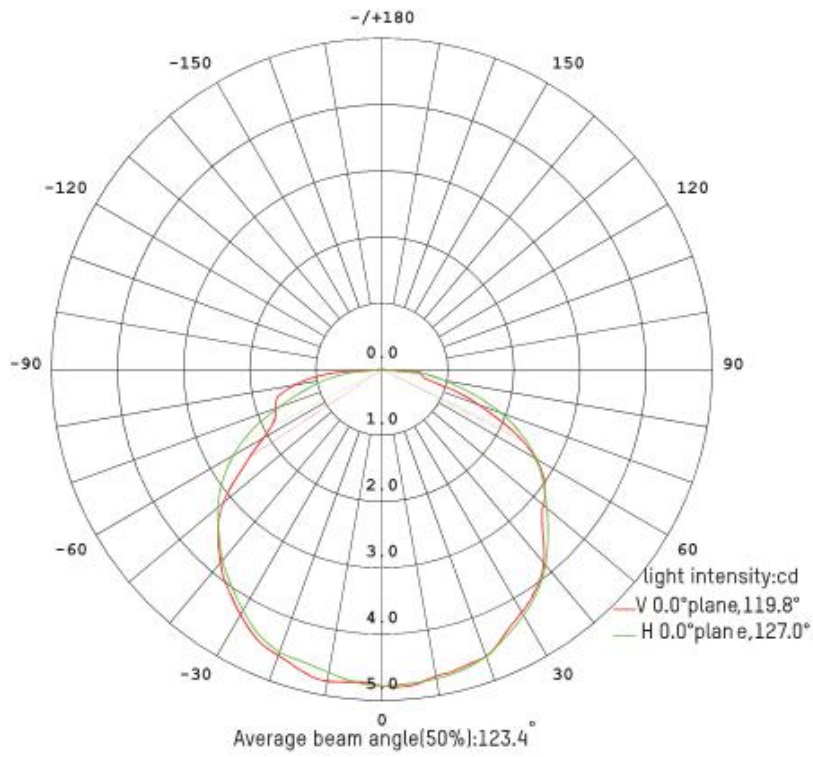
Product Data sheet		Product Protection Parameters	
Product Model	XQD-D204	Waterproof Level	IP67
Product Size	Φ39.8mm*14.9mm	Shell Flame Retardation	V-0
Shell Flame Retardation	Indoor/ Outdoor	UV Resistance Level	4
Product Weight	≈21g	Salt Spray Test	Salt Spray Resistance
Shell Material	PC Material	Impact Resistance	IK10
Maximum Number	60PCS/string	Electrical Safety Level	III
Center Distance	Minimum 10CM	Safety Certificate	CE FCC RoHS
ProductLife Expectancy	50000 hours	Operating Temperature	-40℃-55℃
Optional Accessories	Aluminum Trough, Wire Buckle	Cover	Transparent
Wire Core	2x0.75mm <sup>2</sup> +3x0.3mm <sup>2</sup>	Qty of wire	DMX512 ⇒ 5C
Wire Material	PVC		SPI ⇒ 4C
PCB Material	FR-4		
Product Optical Parameters		Product Electrical Parameters	
LED Color	RGB	Operating voltage	DC24V
Beam Angle	120°	Rated power	1.44W
Color Resolution	3*16bit	Supporting system	
Lamp Beads	SMD3535*6LED	Control System	DMX512 /SPI (IC1914)
Luminous flux	42lm	Power system	DC24V
Brightness	14.7cd		



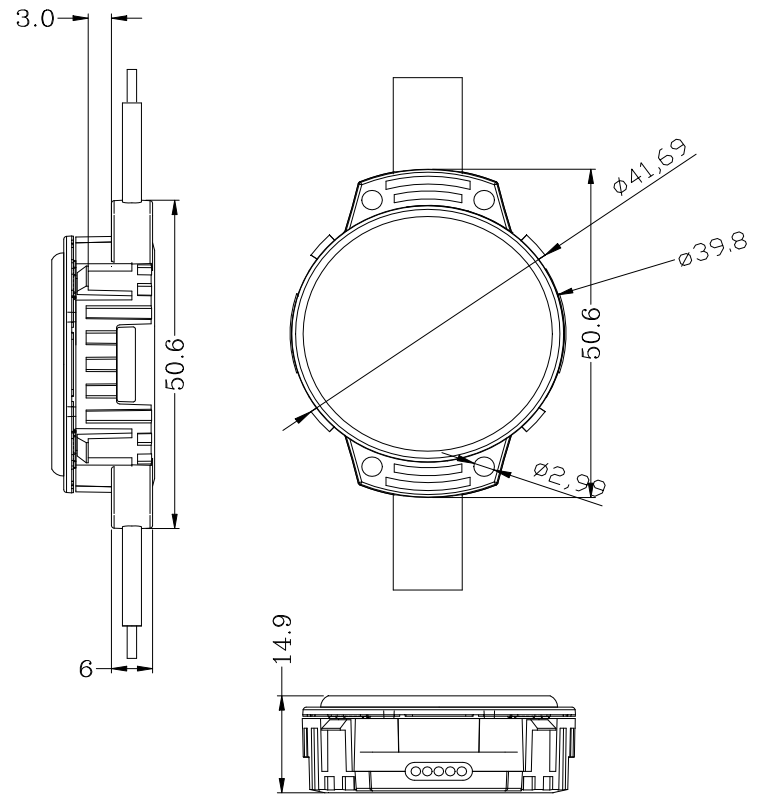
### Product feature:

1. Adapt Full-encapsulation protection structure on the front face, good heat dissipation, high protection level;
2. Waterproof outdoor lamp beads, Pure color, good stability;
3. UV resistance, small size, exquisite appearance, universal use indoor and outdoor;
4. It can be used for large and medium-sized advertising signs, large area display of building facades, contour grooves, and interior and exterior surface decoration.

### Distribution flux

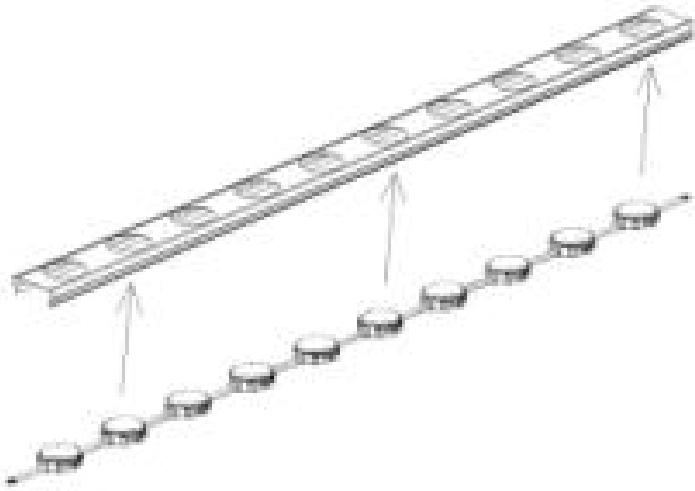


### Product Size

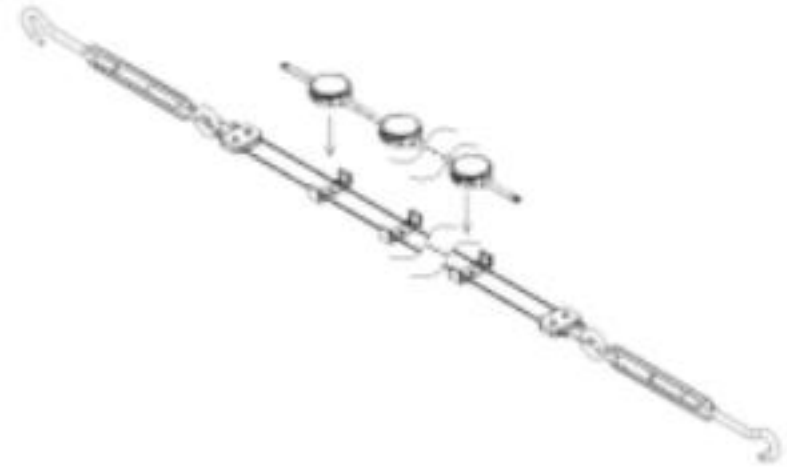


**Installation Accessories**

**Aluminum Trough**



**Wire Buckle**

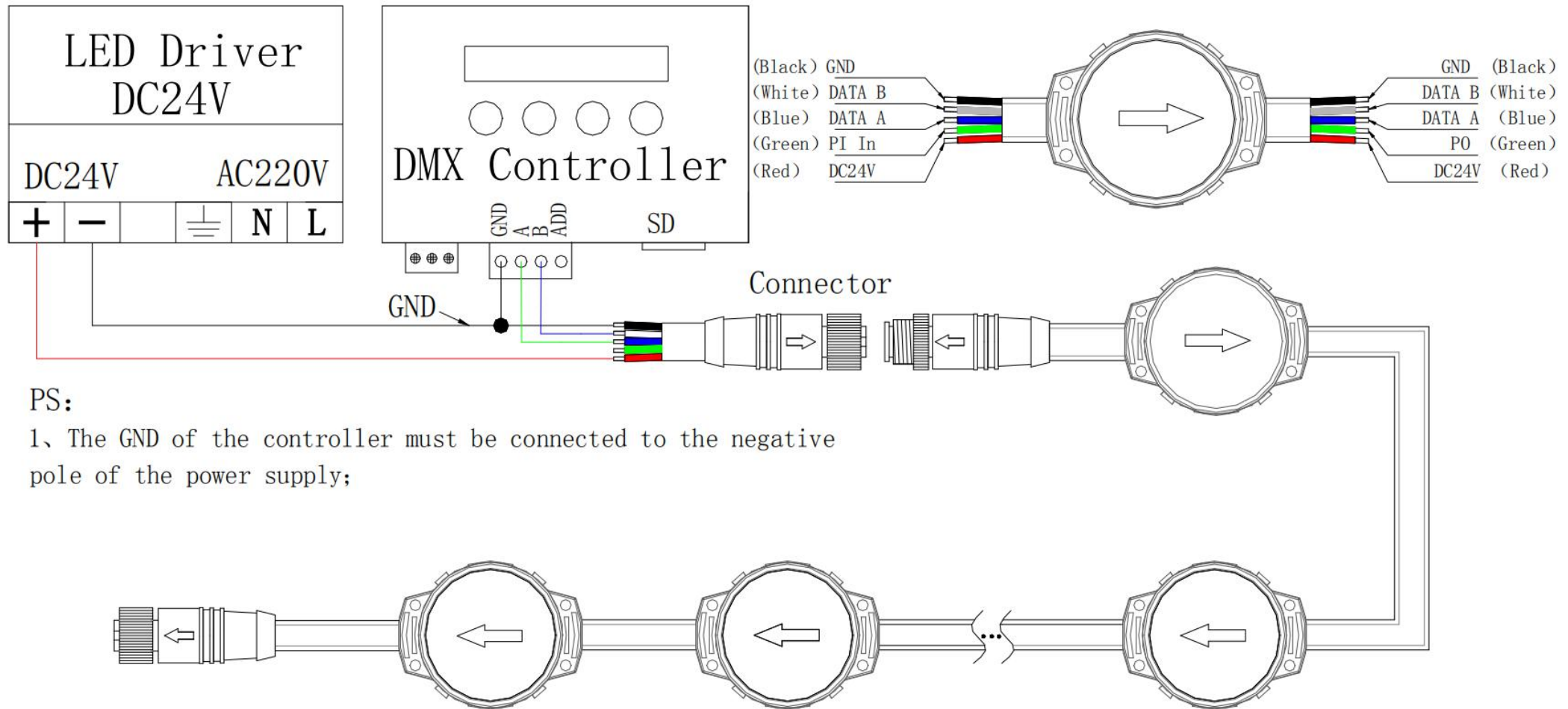


**Installation Way: 1.Aluminum Trough**

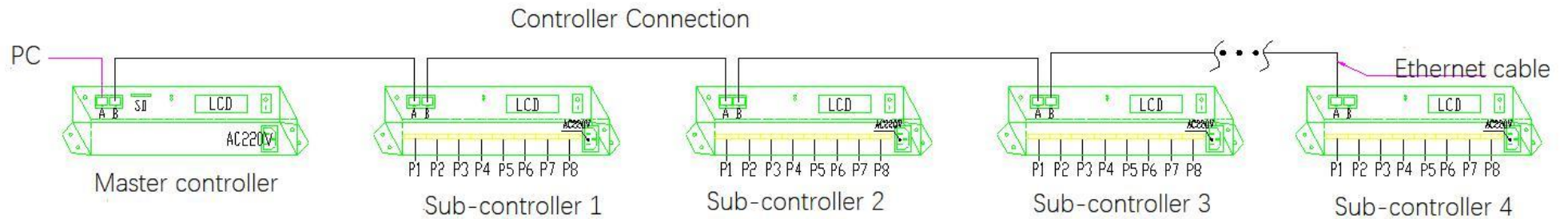
**2.Install with Wire Buckle**

**3.Punch Installation**

## Installation Connection



## Controller Connection



\*\*\*1) Controller connect controller with 568 b ,controller to computer with 568 b .Between the controller and the controller cable length is less than 80 meters, all of the total share of connection cable length is not more than 500 meters, if more than this distance is connected by optical fiber.

2) The number of light points of each signal load should be controlled within 340 points (RGB)

3) Wire pressing: face the metal strip of the crystal head on one side and the shrapnel of the crystal head on the other side towards the palm. The order of wire pressing from left to right is as follows:

--568A: green white green orange white blue blue white orange brown white brown

--568B: orange white orange green white blue blue white green brown white brown

